

**NEW**

*Rayher.*

JUST CREATE

made by me

GB

DAILY SOAP:

Make wellness for yourself –  
heartily made by yourself,  
making you happy within your  
heart!

WE INVENTED THE SOAP IN A NEW WAY.

[WWW.RAYHER.COM](http://WWW.RAYHER.COM)

## Make your very own „Daily Soap“

Doing things oneself is THE creative waste of time that makes you happy! Of course, you can buy Soap & Co., but not THESE ones. Here you can decide what you gonna use, what individual look and what messages you gonna give to your soap for remembering.

With Rayher's selected and exquisite ingredients being creative is as simple as never before, thereby so diverse and exciting as a daily soap. The security that everything inside is fine, is definitely included.

So that making oneself is already pure Wellness while you can offer a dose of Wellness. With happy ending guaranteed - promised!



### Rayher invented the soap in a new way.

More uncomplicated than ever, more creative than ever, refreshingly different than ever before.

### All you need is...

Take the Rayher's creative soap (1), select your favorite colour and your favorite fragrance (2) furthermore a mould (3) and your personal label (4) with the motif that you want to pour out. And there you go!



### Soaps as individual as you...

No soap is like the other: 2 soap varieties, 11 colours, 10 fragrances, 5 care products, 25 shapes and 61 label-motifs = more than a million possibilities. So, give free rein to your imagination.

### And there is still much more to be made by yourself:

Knead your own soap with the Rayher's kneading-soap (1), make yourself sparkling bath balls (2) or spoil yourself with decorative and relaxing spa experiences thanks to the bath salts (3).





1


## Create your very own soaps

Pouring soap is very easy and fast. For this very reason, being creative is even more fun, because it allows you to concentrate entirely on the creation of your oasis of well-being.

And nothing makes you happier than others to bestow with your personal soap dreams. Try it - it works!




2



3

### As simple as pouring chocolate

Melt the soap in the water-bath (1). Lay your favorite label with motif upwards into the casting mould (2) and pour over the liquid soap – first put a thin layer over the label by using a spoon (3) then pour out the rest (4). Let the soap dry in the casting mould, remove it (5) and lift up the label with a fine needle (6).



4



5

ca. 3h



6



Rayher.

100%  
VEGAN

## Good is what's inside ... even better what isn't

Our high-quality moulding soap is free from animal fats and oils, without animal testings, absolutely harmless in the processing and use.

The soap is dermatologically tested and all ingredients are declared according to the German Cosmetics Ordinance (KVO).

So not only the recipient will be pleased, but also the environment.







1



2



3



4

## Get your soap in shape

Round, square, oval ... how you'd like to have it?  
The Rayher moulds have been specially developed for this issue and offer many possibilities.  
The labels for pouring are perfectly matched to the shapes and offer you an endless variety of variations.  
The stable moulds are used over and over again.

### **Your idea determines the shape:**

An elegant square (1), a harmonious round (2), quadratic practical (3) or an adorable heart (4). Which type are you?



Rayher.



## Pick up the colour following your feelings!

Lovely Chalky, natural & pure, party-pink, green harmony, fiery red awakening – all that your heart could possibly desire. Drop by drop, there is a new colour-shade.

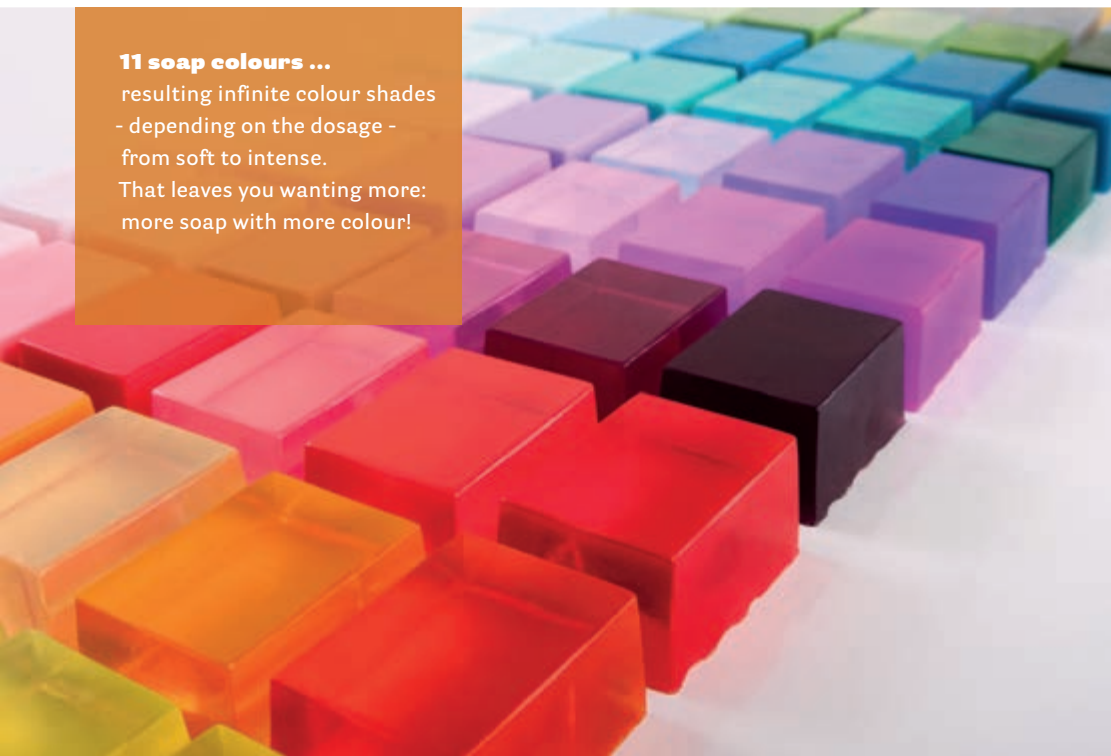
Just mix the colour into your liquid soap - start with 1 drop and add as many drops until you have achieved your desired colour-shade.



You can use opaque creative-soap for an opaque look or the transparent one for a translucent optic.

### 11 soap colours ...

resulting infinite colour shades - depending on the dosage - from soft to intense. That leaves you wanting more: more soap with more colour!



Rayher.





1

## Be your own perfumer

By selecting the scent you make your soap so special and you can enhance your design even more. Just mix one of the 10 fragrances into your liquid soap - start with 1 drop and add as many drops until you have created your favorite scent.

In addition, you can incorporate different care substances such as aloe vera in the soap.



2

Choose the fragrance (1), which best suits to your handmade work: fresh lime (2), yearning lavender (3) or soothing fire-place (4).



3



4



## Say it with soap – labels for pouring

Personalizing is trendy - YOUR soap should not be a ready-made one, but should have your personal "haute couture" touch.

Therefore, just choose a label on your whim and pour it into the soap. That way, each soap bar gets its own special message.

The labels are made of high-quality natural rubber and give deep and clear imprints on the soft soap. They have to be simply inserted into the soap mold and poured over with a liquid soap. After drying, you can remove the labels and use them again.






**Wellness in the  
bathroom  
- for a short break**

Beautiful and useful:  
lovely accessories in the  
bathroom make each  
washing of the hands an  
aha-experience. Also for  
guests, this kind of a pit  
stop becomes a happen-  
ing!





## Nice for immersion - bath balls to be made by yourself!

The bubbly soothing bathing - for a relaxing dip in the bath - individually and personally made by yourself. Should it be a breath of Provence or a bubbling and an aromatic extra kick with rose petals?

Decide for yourself! Enjoy it yourself or give it as a gift that comes from the heart.

Incidentally: Our bath balls contain only safe, natural ingredients, but these substances also produce natural reactions and the bath balls may over time change the colour and go yellow. However, this has no effect on the application.



### And it works very simply:

Just melt the components in a water bath (1) and stir them together (2+3). Mould the finished lukewarm mixture into bath balls (4). The caring bathing is ready (5).



You can also incorporate flowers or colour and scents within (1). Whoever wants to do so, can mould bath-hearts out of the "bath balls" (2).





1


## Bath salt: Is not only good-looking ...

Indulge yourself and dip one in your delightful bath! The natural, crystal clear bath salt from the Atlantic improves the moisture content of the skin, has an antibacterial effect, soothes sensitive skin and provides a pleasant peeling effect.



2

Make your personal favorite bath and refine it with a fine rose scent and a whiff of purple (1). Attractively packed (2+3) the bath salt is a stylish eye-catcher and lovely gift.



3

Rayher.



## In my bathtub, I'm a captain – or a princess

Ever kissed a frog king or like Ernie took a bath with a squeaking duck?  
Hard to believe, but even this you can make yourself out of soaps. Therefor, there are full-forms out of latex which can be simply poured-out with a liquid soap.  
If desired, add some colour and scent and your prince charming is ready.



Just mix in addition the soap colour e.g. mint green **(1)** or lemon **(2)** and there is already an original bath-roommate.



### So nice & easy can be the gifting:

Cut out the blocks into bars **(1+2)** and gift them either individually or stacked as a soap tower wrapped into a chic packaging **(3)**.



## Knead your own soap-dreams

Simply mix the skin neutral Rayher's kneading-soap with hot water and some cooking oil. If desired, add a soap colour, add some of your favorite fragrance into it and knead it out. Let it dry – and your personal soap-dream is ready.



The kneading-soap (1) can be easily sculpted into nice roses (2+3). Or simply cut out with a cookie cutter as well as for baking a cake (4) heart-shaped curves (5) or knead colourful small balls (6) – a little effort for great effects – WOW!





## Nicely packed ...

... your homemade gourmet products give even more pleasure. With a little effort, but a great effect!

A chic small wooden case **(1)** shows off the soap to its best advantage. Bath salt also acts in miniature **(2)** and homemade paper-containers or paper bags filled with soap make a great impact **(3+4)**.



Suitable stamps for „Daily Soap“ make each simple packaging an individual masterpiece.



Homemade soap, lovingly packed  
– everyone is extremely delighted with that.

Rayher.





↑ 77 665 000

## DIY – kits

Just try them and start right away. These packages contain everything that you need for your personal "Daily Soap".

Have a lot of fun!



You can find the Rayher soap products at all good assorted arts-and-crafts-retailers.

[WWW.RAYHER.COM](http://WWW.RAYHER.COM)

*Rayher.*



You will find material specifications and instructions on our homepage.

© 2016, Rayher Hobby GmbH