

**NEW**

*Rayher.*

JUST CREATE

HELLO  
SPRING

GB

## **Colour your life.**

Cast your ideas into colour –  
with Rayher's Raysin and  
colour pigments!

WE ARE FINALLY RENDERING THE CASTING COLOURFUL.

[WWW.RAYHER.COM](http://WWW.RAYHER.COM)

## Make your world colourful by casting

Pure white, concrete grey – we love them! But sometimes we need a bit of colour: pink, lilac, sky blue and pea-green or a radiant sunny yellow makes above all our world colourful.

Mostly our life is composed of everyday questions and habits. First and foremost, the variety – a little colour – makes it all the more liveable and loveable. By colours, we express our emotions, feelings and moods, and after a grey foggy day, we revive in an instant the whole with a dab of a pale yellow, rosy or mint green paint.


Bring some colour into your life! This is now very easy to do with our new colour pigments and our ultra-white casting compound providing a smoother surface appearance: Raysin – Rayher's cult product that is already well entrenched over many generations.



### All that is needed for your colourful world...

Take Rayher's Raysin (1), choose your favourite colour (2), your very personal favourite label for pouring (3) and your desired casting mould (4).


And there you go!



### Just as easy as it seems...

Cast your personal favourite piece into colour – without shaping, kneading or painting. In a colour shade of your choice!






## Simply cast something nice for yourself

The casting of the colourful Raysin is really easy-peasy. Add some water and if desired, some colour, then stir it and cast it. Whether you are a beginner or an expert – anybody can do that. Just try it out - right now!

### And that's the way it works:

Mix the Raysin with a colour pigment of your choice (1) – add some water and stir it (2). If desired, put a label into your favourite mould (3) – the motif facing up – and you can proceed to the pouring of the colourful Raysin into the mould (4). After approx. 30 minutes or after a good cup of tea, you can already start demoulding (5). While your artwork is drying well out, you can use again in the meantime the casting mould and the label for the creation of many further colour shades (6).



## Raysin – the classic coming from Rayher

The popular pure white casting powder is extremely easy to use and absolutely harmless. With Raysin many unique ideas – also together with children – can be perfectly implemented in practice. In addition, Rayher's casting moulds facilitate the work and therefore, the topic is interesting for children, beginners and professional users. Especially impatient little ones will enjoy it thanks to the short waiting time, and they can be very quickly particularly proud of their creations.

### One product - two variants:

The two Raysin variants differ in hardness degree. The basic (RAYSIN 100) is suitable for small castings. The Extra Strong (RAYSIN 200) is perfect for high-quality, lasting decorative objects or larger items.





## Now colours are coming into play

A colour spectrum like a rainbow is within your reach:

Tender pink, flowery lilac, harmonious meadow green, soothing sky blue or even a fruity apricot. Raysin is of a pure white colour and therefore easy for painting. At best is to combine it with new Rayher's colour pigments, because they do not change the properties of the casting compound and ensure a perfect colour result.



### From tender to intensive colour:

Just add as much colour pigment to your casting compound until you have reached the desired colour shade.



Rayher.







1



2



3



4

### The perfect shape for your ideas

Thanks to the practical Rayher's casting moulds, your decorations are as diverse as your ideas.



Whether a cheeky birdie (1), a decorative flower (2), a joyful butterfly (3) or a simple round shape (4) – each shape emphasises the rainbow-coloured Raysin or other casting materials. Since Raysin slightly shrinks upon drying, it can be easily demoulded.



### Say it with Raysin

How about an individual message in a self-cast shape? Due to the extreme fineness of Rayher's Raysin casting powder, the cast motives or the letterings on moulded labels are shown off at their best advantage. After casting, the labels can be easily demoulded and re-used repeatedly.







**A great attention-getter, decoration and message in one go**

In a simple manner – effectively highlighted! Whether as a birthday present or a gift for no apparent reason or for your own home – just go at best into mass production. In no time, you will have the perfect Raysin decoration for all your loved ones together. Quickly, easily and with a lot of fun!





Plain cotton cords, colourful satin ribbons, few feathers and beads – by means of corresponding accessories, your tags out of Raysin will turn instantly into true eye-catchers that can be decorated for any occasion.

**A little tip:**

Even as a gift tag, your creation will make a good impression and the gift will enchant for sure the recipient at first glance.

**Simply beautiful!**

As pendants, the cast rainbow-coloured Raysin creations fit everywhere and conjure up in a flash an atmospheric ambience. Your favourite shape in your favourite colour. Find yourself your most beautiful decoration – today the spring, tomorrow the Easter – and the day after tomorrow? It's up to you!





**The perfect table decoration for whatever occasion**

A special day is coming up. Whether as a lovely wedding decoration, a hint of spring freshness on the table for Easter, for religious or festive events of all kinds – with your little artworks out of colourful Raysin, you are going to embellish even more the event and impress the guests or the host.

Apart from spending some quality time together, what could be more rewarding for a family dinner than an unique handmade decoration?





## Do you want even more?

Of course, not only small tags/pendants and decorative objects can be cast out of Raysin, but also larger objects can be quickly and easily implemented.



With our separable Rayher acrylic balls available in various sizes, you can conjure in no time decorative bowls (1) – even in a pink colour. With our full-forms out of latex a whole family of dwarves can arise (2) that you can paint in a colour of your choice.



Matching saucer and a playful candleholder in subdued colours (3) will make your table decoration complete. With our delicate casting moulds out of soft LDPE a trendy eye-catcher in the shape of a feather can be easily cast (4). For an extra touch of Raysin, you can dip briefly objects such as a glass vase or other vessels into this liquid, mixed casting compound (5).



### A splash of colour is always welcome

Not only Raysin, but also the colour pigment offers diverse possibilities.

Besides Raysin, you can also use Rayher's colour pigments to dye the creative-cement and provide an exceptional colour craze (1). Considering the fact that cement may react in different ways, particularly creative and random effects arise here.

In order to intensify the colour effect, you can paint the Raysin only after casting by means of the acrylic paint. You do not have the corresponding colour at home? No problem! You can just simply dye the white acrylic paint with Rayher's colour pigments (2).

A white grout colourfully painted opens up whole new possibilities for the working with mosaic (3).

Also white pastose structure paste becomes in a flash colourful and thrilling thanks to Rayher's colour pigments (4).





## Want even more casting fun?

Then try Rayher's jewellery-cement, creative-cement or creative-soap out! As easy as versatile, just beautiful!

Try once, get started right away! The craft package includes everything you need for your first creations out of Raysin. Enjoy it!



*Rayher.*

[WWW.RAYHER.COM](http://WWW.RAYHER.COM)

Rayher's Raysin products can be found in well-assorted handicraft specialist shops.



© 2018, Rayher Hobby GmbH