

Cast your ideas into shape!
With the creative-cement
of Rayher.

GB

WE HAVE INVENTED THE CEMENT.


WWW.RAYHER.COM

You are creative! Let it out...

Be a designer on your own! With the creative-cement of Rayher is easier than ever to create great living, decoration or gift ideas by yourself.

The secret of the especially developed recipe for creative design: The Rayher's creative-cement based on resin cement. It is especially low in dust, ready for use - and therefore easy to work with.

Made for those who want to be creative without dragging around and endless testing.



Creative-cement of Rayher - the ›carefree cement‹...

Rayher's creative-cement is dust-free and ready-to-use. It only has to be mixed with water. Being creative was never easier.



All that you need:

Rayher's creative-cement (1*), water (2), spatula (3), moulds of your choice (4 + 5)
- in addition, if needed, adhesive tape, cutter and cooking oil for the bonding and the oiling of the moulds, sandpaper.

It is easy to start working on:

You don't need much to get started: The Rayher's creative-cement contains everything needed to make it happen. Just add water, stir with a spatula and pour cement-mixture into a prepared mould.

*** ready-to-use, dust-free**



It is that easy to cast the cement:

Prepare the casting mould, mix the cement with water (1).
Pour the cement into the mould, possibly put the counter-mould on and weigh it down (2). After hardening, remove it from the mould (3).
Your piece of art can be now painted or decorated (4).

Make yourself something nice out of cement...

With Rayher's creative-cement, it is now easy to implement great design ideas by yourself: add some water, stir it, cast it.

With Rayher's creative-cement, anyone can handle.

Rayher's creative-cement - unlike conventional cement - does not require labelling and hardens quickly. Depending on the size, the finished object can be taken out of the mould only 3 hours after casting.

Now, you can decorate creatively your artwork. For example, you could use Rayher's Chalky Finish chalk paint, Rayher's deco-metal or other creative techniques. Moreover, it is neither difficult nor burdensome. That's how arise quickly great deco & gift ideas that aren't going to be only loved by you...

Which moulds are suitable?

Rayher offers many products and casting moulds that are perfectly suited to the creative-cement. The various plastic casting moulds of Rayher are just perfect.

But, even products out of paper-mâché and wood are suitable as a mould.

Idea provider


As a casting mould are suitable for e.g. plastic casting moulds (1 + 5), moulds out of paper-mâché (2 + 4), or wood (3).
The moulds are multifunctional.



↓ Art. 71 737 000 ↑ Art. 31 170 00 ↓ Art. 31 177 00



↓ Art. 62 594 000 ↑ Art. 71 774 000



Even more moulds

In every household, there are objects that can serve as a mould. Take a look!...

Rayher.



Rayher's casting mould modular principle:

There is a program of Rayher concerning the perfectly coordinated casting moulds for the creative-cement which ensures that they "always fit together".

In other words: you can combine easily and flexibly while clearing your mind for all kinds of new ideas!



Let your imagination run free:

All of Rayher's casting moulds can be used from inside & outside. This results in countless possible combinations...

Variety of shapes for limitless creativity:

The Rayher's casting moulds are timeless basic shapes - and available in different sizes, perfectly coordinated. This results in so many different combinations that even we could not try them all.

Art. 36 037 000 28 cm	Art. 36 035 000 25 cm	Art. 36 033 000 25 cm				
Art. 36 038 000 21,5 cm	Art. 36 036 000 18,5 cm	Art. 36 034 000 18,5 cm				
Art. 36 050 000 11 cm	Art. 36 046 000 8,5 cm	Art. 36 042 000 7,5 cm				
Art. 36 049 000 9 cm	Art. 36 045 000 6,5 cm	Art. 36 041 000 6,5 cm				
Art. 36 048 000 7 cm	Art. 36 044 000 5,5 cm	Art. 36 040 000 5,5 cm				
Art. 36 047 000 6 cm	Art. 36 043 000 4,5 cm	Art. 36 039 000 4,5 cm				
Art. 36 064 000 12,5 × 33 cm	Art. 36 063 000 9,5 × 25 cm	Art. 36 062 000 4 Trees 8 - 16 cm	Art. 36 060 000 16,5 × 17,5 cm	Art. 36 061 000 16 × 23,5 cm	Art. 36 059 000 2 Houses 13,5 - 16,5 cm	Art. 36 058 000 4 Houses 5,5 - 10,5 cm



↑ Art. 34216000



↑ Art. 34215000



Fully in shape

You can also pour out full moulds by using the creative-cement or the Raysin. Thanks to the malleable latex material, the object can be easily removed from the mould and used over and over again.



Rayher.

Caution: danger of addiction!

Being creative is addictive. Once you start working with Rayher's creative-cement, you will get more ideas, further even greater, still more and better ideas.

Try it out!...

Through thick & thin

You can fill the moulds with a thin layer of creative-cement, for lightweight and small pendants – or fill them completely out in order to use them as a put-up hinge.



↑ Art. 62582000



↑ Art. 38887000

Food-safe

also suitable e.g. for the pouring of chocolate



Art. 36 029 000
6 × 1,7 cm



Art. 36 031 000
6 × 7 × 1,7 cm



Art. 36 032 000
5,5 × 6,5 × 1,7 cm



Art. 36 027 000
5,5 × 7,5 × 1,7 cm



Art. 36 030 000
6,5 × 6,5 × 1,7 cm



Art. 36 028 000
6 × 7 × 1,7 cm



**Stop the artist in you:
Let him concrete ...**

In this area, no limits are set to your imagination: the creative-cement of Rayher is suitable for massive objects (like these planters) as well as for the delicate motifs.

Creative useful tips

Simple basic shapes are just the beginning. With little effort, you can achieve interesting patterns and embellish afterwards your artworks.

Therefore, a sandpaper, brush, paint and Rayher's deco-metal suffice for the decoration. Let's go...

That's how it goes:

Burrs, which may occur during the casting, can be removed with the sandpaper (1).



↑ Art. 3600800

↓ Art. 36034000



↓ Art. 2173000 + 2171522

↑ Art. 8113100




3



4

Pattern easily done:

The raffia cord (2) or meshes (3) make interesting imprints. The nature offers other countless possibilities (4). In addition, you can decorate your piece of art with Rayher's deco-metal (4 + 5).



5

↓ Art. 3118200

↑ Art. 3906437 + 3906537



6



7



8

Creative possibilities:

Once your artwork poured out, you can leave it in a >natural cement< (6), paint it over (7 + 9) or decorate it extravagantly (8). Whatever you need to do that, you can get it from Rayher.



9



↑ Art. 81 283 22



↑ Art. 33 384 00

↓ Art. 81 283 66



↑ Art. 38 945 000

↓ Art. 38 867 102

Nice patterns – easily made


The Rayher's adhesive stencils are perfect therein. Stick it – dab some colour over – pull it off = nice!

Whether classic with a glue for foil and mirror foil, or stylish with the velvety matt Chalky chalk paint, whether words or modern graphic patterns - a plethora of opportunities.

Many infinite possibilities

Embellishing by creative-cement – here, your creativity will be put to the test.

Already the contrast with fine shiny surfaces brings cement to its best advantage. Have you ever tried out the amazing mirror foil? Simply apply the adhesive for foil – whether with spatula, template or liner tip – and let it dry, press against the foil and then pull it off = done!



The cement comes into its own

From a practical utensil up to a real work of art, a gift for all occasions up to a precious design object - with Rayher's creative-cement, everything is possible, everything is feasible.

Be your own designer. Rayher's creative-cement helps to boost your imagination – give it free rein...



↓ Art. 31 177 00



↑ Art.39 064 37 + 39 065 37

↓ Art. 34 209 00



↑ Art. 62 594 000

↓ Art. 81 189 00



↑ Art. 31 170 00



↓ Art. 21 730 00 + 21 715 06





↑ Art. 36 051 000

↓ Art. 36 052 000

Cast your ideas into shape...

Whether with the creative-cement or Raysin – the pure white, ultra fine casting compound of Rayher. This casting powder can be cast as a cement and that way, you can achieve great combinations with the cement.

The play with slight nuances (or for a special touch): Stir the black acrylic paint into the cement casting compound and the cement is going to become dark anthracite.



↑ Art. 34 103 02

↓ Art. 38 000 576



↑ Art. 34 216 000

Everything under control

Even small, everyday things appear in a new light when they are cast in cement, such as decorative knobs for drawers.

For this purpose, there are special pouring-facilities for screws and moulds at Rayher. Well then, have a go at the drawers!



NEW



↑ Kneading-cement (e.g. 34 211 000)



↑ Jewellery-cement (e.g. 34 166 000)



↑ Art. 81 320 00



Creative-cement, bucket 1 kg
Art. 34 152 000 (6)

Creative-cement, bucket 2.5 kg
Art. 34 153 000 (3)

Creative-cement, bucket 9 kg
Art. 34 165 000 (1)



Rayher's creative-cement, jewellery-cement and creative kneading-cement, you can find at our base dealers, well-stocked art & craft stores or directly via our online shop.

WWW.RAYHER.COM

The specification on materials and the instructions can be found on our website.



© 2016, Rayher Hobby GmbH

Rayher.